
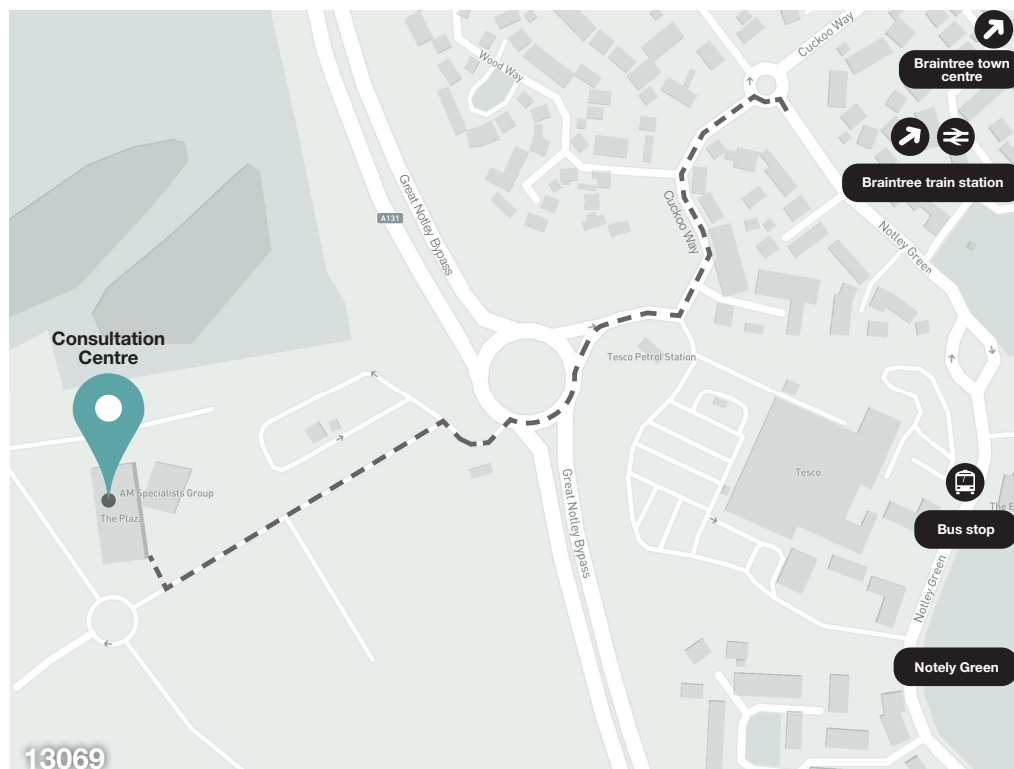



Your PIP consultation is at:

## PFAS Braintree – G3/G4 The Plaza, 1 Rutherford Park, Braintree CM77 7AU



Address:   
G3 / G4 The Plaza  
1 Rutherford Park  
Great Notley, Braintree  
Essex, CM77 7AU

Consultation Centre opens:  
08.30am

### By car

Follow **A120** and **A131** to **Great Notley** for 3.4 miles. At **Galleys Cor**, take the 4th exit onto **A120** heading to **M11 / Stansted / Chelmsford / A131** for 2.1 miles. Use the left lane to take the **A131 / B1256** slip road to **Chelmsford / Rayne**.

From **Great Notley Roundabout**, take the 2nd exit onto **A131**. At the next **roundabout**, take the 2nd exit and stay on A131. At the next roundabout, take the 3rd exit, turn right and the centre will be on your left.

For more detailed driving instructions we recommend using an online route planner.

For help in planning your journey door-to-door, go to [www.traveline.info](http://www.traveline.info) or call 0871 200 22 33 or use the DigiGo on-demand public transport app.

### By train

The nearest train station is **Braintree**, run by Greater Anglia from London Liverpool Street.

To connect from the train station, take the number **9** bus to **Great Notley** from the **bus interchange on Manor Street in Braintree town centre**, approximately 0.3 miles from the train station. Alight at Manor House, approximately 0.4 miles from the centre.

A **taxi rank** is located outside the station entrance.

For details of station services and facilities, go to [www.nationalrail.co.uk/stations](http://www.nationalrail.co.uk/stations)

### By bus

From **Braintree town centre**, take the number **9, 70 or 340** bus to Cut Hedge and alight outside Tesco, Great Notley on Notley Gardens. This takes around 21 minutes.

From the bus stop, take the pedestrian crossing to the opposite side of the road onto Cuckoo Way. Head 400 metres and the centre will be on your right.

### When you arrive

There is one entrance to the building which is shared with other tenants.

From the entrance, please make your way to the café seating area on your left where the health professional will collect and escort you to the consultation room.

Remember to bring two forms of ID and your appointment letter with you.

### Other helpful info

DigiGo - a new on-demand public transport app serves The Plaza site. Transport is requested via the app and can be pre-booked.

### Parking

There is a pay and display car park directly outside The Plaza.

There is also a drop off point and disabled parking bays.